

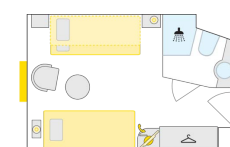
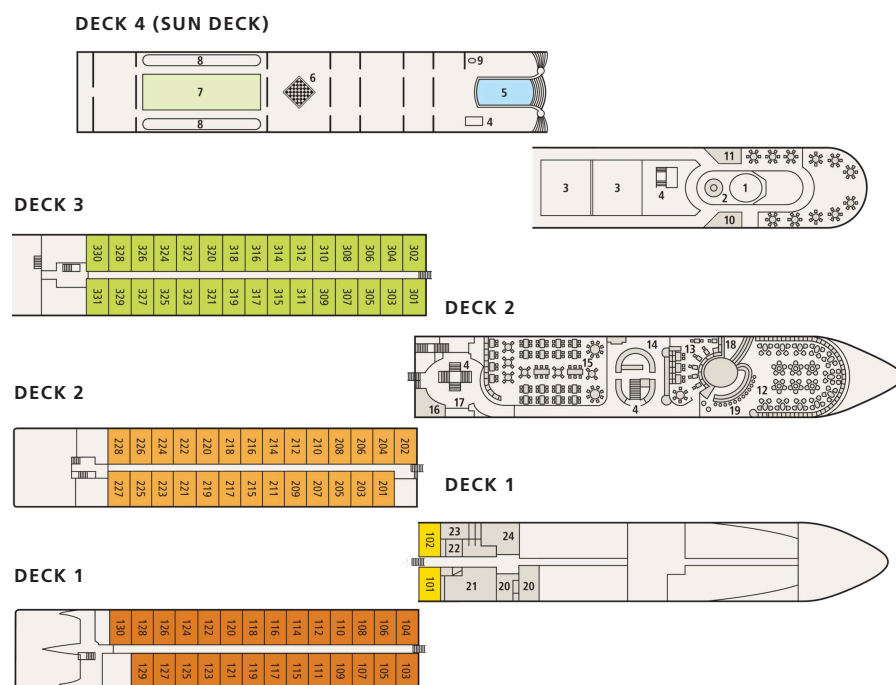
A-ROSA STELLA

IDENTICAL IN
CONSTRUCTION WITH
A-ROSA LUNA

SHIPYARD: Neptun Werft GmbH, Warnemünde
PASSENGERS: max. 174 guests
CABINS: 86 outside cabins per ship
LENGTH/WIDTH: 125.8 m/11.4 m
SPEED: max. 24 km/h
POWER: 2 × 800 kW, a total of 2,174 PS
YEAR OF CONSTRUCTION: 2005
FLAG: Switzerland

DECK PLAN

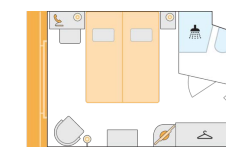
- 01 WHEELHOUSE
- 02 P'TIT BAR
- 03 AWNING
- 04 STAIRS
- 05 SWIMMING POOL
- 06 GIANT CHESSBOARD
- 07 PUTTING GREEN/CRAZY GOLF
- 08 SHUFFLEBOARD
- 09 OUTDOOR SHOWER
- 10 BEVERAGES BUFFET
- 11 BBQ BUFFET
- 12 PANORAMA LOUNGE
- 13 DAY LOUNGE/WINE BAR
- 14 BUFFET WITH LIVE COOKING
- 15 MARKET RESTAURANT
- 16 RECEPTION
- 17 LOBBY
- 18 DANCE FLOOR/STAGE
- 19 BAR
- 20 MASSAGE/BEAUTY
- 21 GYM
- 22 STEAM SAUNA
- 23 FINNISH SAUNA
- 24 RELAXATION AREA



S 2-bed outside cabin
with extra bed,
14.5 m², deck 1



A 2-bed outside cabin,
14.5 m², deck 1



C 2-bed outside cabin
with Juliette balcony,
14.5 m², deck 2



D 2-bed outside cabin
with Juliette
balcony, 14.5 m²,
deck 3

The windows can only be opened in the cabin categories of 2-bed outside cabin C and D with Juliette balcony.

THOSE IN NEED OF ASSISTANCE AND PEOPLE WITH LIMITED MOBILITY:

The decks of this ship are only accessible via stairs, which may mean there are some limitations. For a personal consultation, please call the *A-ROSA Service Center* at +49 (0)381 202 6001.