

# A - ROSA SILVA

**SHIPYARD:** Neptun Werft GmbH, Warnemünde

**PASSENGERS:** max. 186 guests

**CABINS:** 89 outside cabins, including

4 junior suites, 2 balcony suites

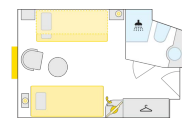
**LENGTH/WIDTH:** 135 m/11.4 m

**SPEED:** max. 22 km/h

**POWER:** 4 x 331 kW, a total of 1,800 PS

**YEAR OF CONSTRUCTION:** 2012

**FLAG:** Germany



**S** 2-bed outside cabin with extra bed, 14.5 m², deck 1



**A** 2-bed outside cabin, 14.5 m², deck 1



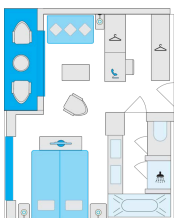
**C** 2-bed outside cabin with Juliette balcony, 14.5 m², deck 2



**D** 2-bed outside cabin with Juliette balcony, 14.5 m², deck 3



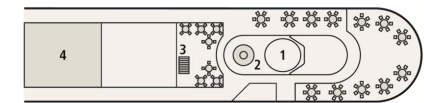
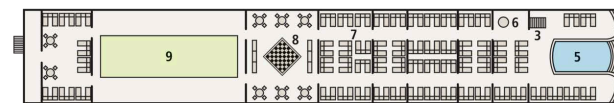
**E** 2-bed junior suite with Juliette balcony, 21 m², deck 3



**F** 2-bed balcony suite with balcony and Juliette balcony, 29 m², deck 3



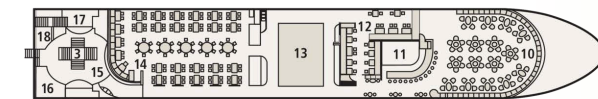
DECK 4 (SUN DECK)



DECK 3



DECK 2



DECK 2



DECK 1



DECK 1



## DECK PLAN

- |                                         |                             |                        |
|-----------------------------------------|-----------------------------|------------------------|
| 01 WHEELHOUSE                           | 09 PUTTING GREEN/CRAZY GOLF | 17 LOBBY               |
| 02 P'TIT BAR AND BBQ BUFFET             | 10 PANORAMA LOUNGE          | 18 TOILETS             |
| 03 STAIRS                               | 11 LOUNGE BAR               | 19 SANARIUM            |
| 04 RESTAURANT OUTDOOR AREA WITH AWNINGS | 12 WINE BAR/DAY LOUNGE      | 20 SPA RELAXATION AREA |
| 05 SWIMMING POOL                        | 13 BUFFET WITH LIVE COOKING | 21 MASSAGE/BEAUTY      |
| 06 OUTDOOR SHOWER                       | 14 MARKET RESTAURANT        | 22 GYM                 |
| 07 RECLINERS AND AWNINGS                | 15 SHOP                     |                        |
| 08 GIANT CHESSBOARD                     | 16 RECEPTION                |                        |

The windows can only be opened in the cabin categories of 2-bed outside cabin C and D with Juliette balcony and suites in the cabin category E and F.

### TIP FOR FAMILIES:

On deck 1 there are cabins of category A where the beds can be separated (cabin numbers 103–106). Each deck (cabin category A, C & D) has two cabins available with a connecting door for use as a family cabin. Cabin numbers on request

(A-ROSA Service-Center, Tel. +49 (0)381 202 6001).

### THOSE IN NEED OF ASSISTANCE AND PEOPLE WITH LIMITED MOBILITY:

The decks of this ship are only accessible via stairs, which may mean there are some limitations. For personal consultation, please call the A-ROSA Service Center at +49 (0)381 202 6001.



Experience the ship with our 360° virtual ship tour:  
[www.arosa-cruises.com/silva](http://www.arosa-cruises.com/silva)